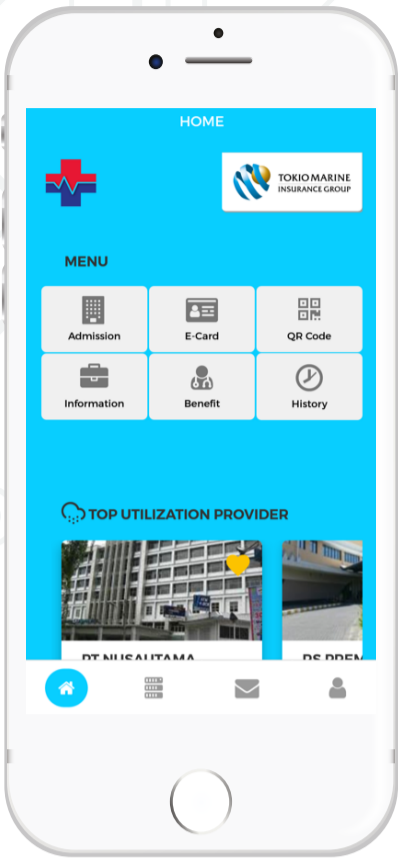



Medisclick



What is Medisclick?

Medisclick is an application that can be used by Policy Holders during hospitalization, either during registration or discharge from hospitals in Indonesia.




What are the advantages?

- e-Card (no need to carry a card).
- Assist in the hospitalization process.

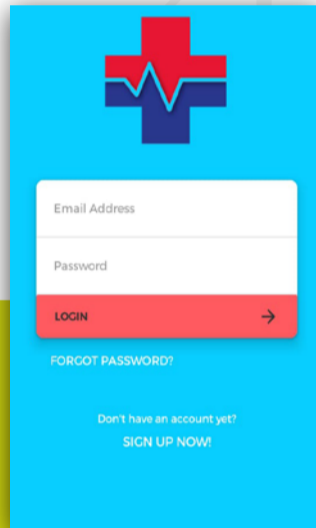


Medisclick Easy Guide



Download the Medisclick App on the App Store or Play Store:

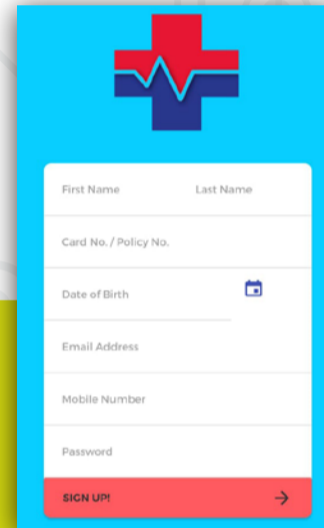
Click "Install," then open the Medisclick application.



How to Register & Login to Medisclick:

For registered users, fill in the "Email Address" and "Password" fields according to the email address and password when you first registered.

After that, click "Login."



For new users, select Click "Sign Up, Now!" and fill in the available fields.

1. Insured Name
2. Tokio Marine Life Insurance Indonesia Policy Number begins with the prefix "TMLI" for example TMLI0000xxxx
3. Date of birth
4. Email address
5. Active cell phone number
6. Password (minimum 6 characters)

After that, click "Sign Up!."

Main Page "Home"

The main page will show some icons for Medisclick navigation.



- Admission: detect partner hospitals within a radius of 10 km from your location and assist with the assurance process.



- e-Card: makes it easier for you because you don't need to carry a health card for the process of hospitalization.



- QR Code: to register for a hospital by scanning the QR Code during treatment registration.



- Information: useful information regarding your Policy.



- Benefit: data on the benefits owned and the remaining benefits available.



- History: claim history and monitor the claim process.



- Contact Us: to contact AAA and can ask AAA to contact you.

*JAAA is a third party appointed by Tokio Marine Life Insurance Indonesia to assist the hospitalization administration process.

PT Tokio Marine
Life Insurance Indonesia